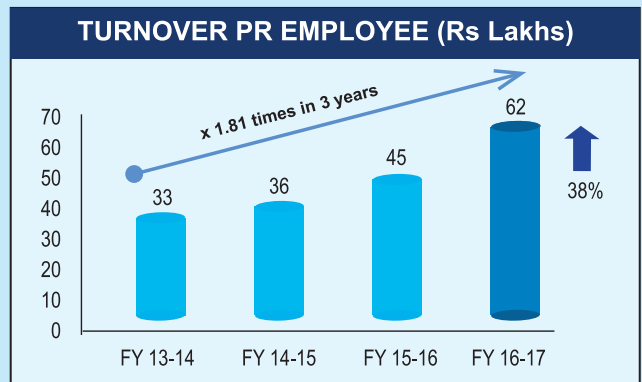
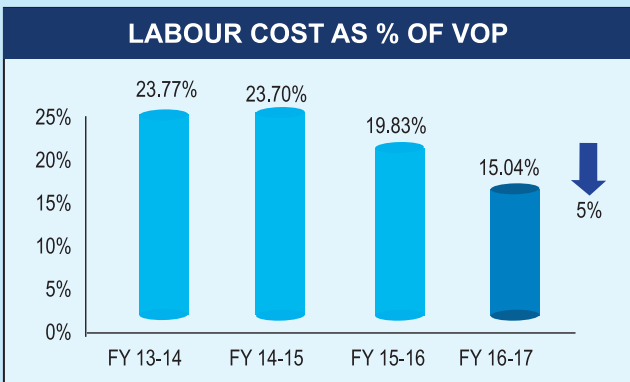
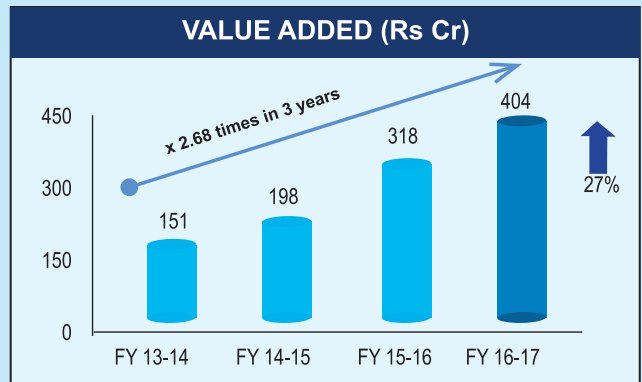
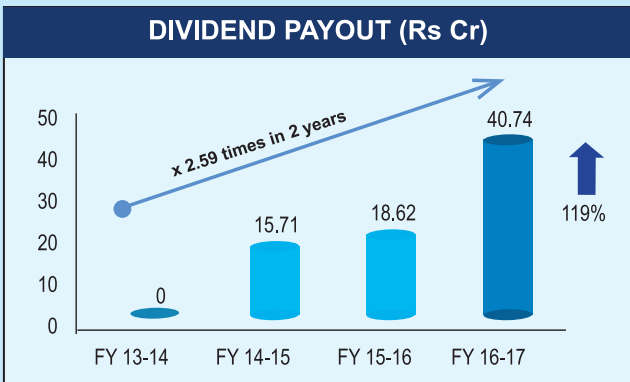
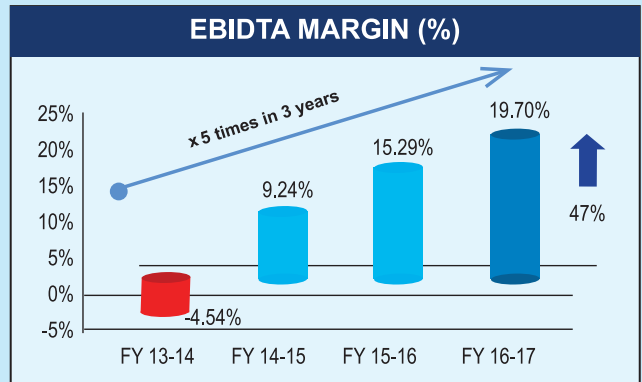
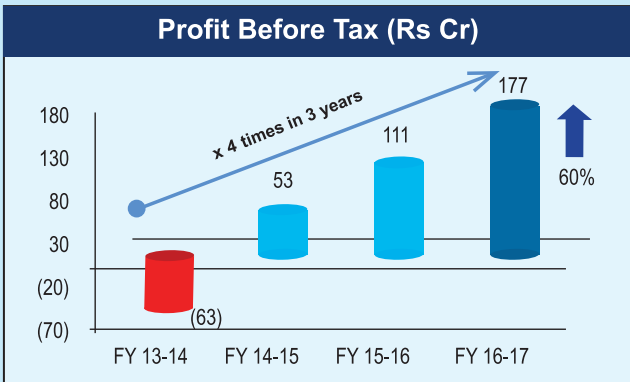
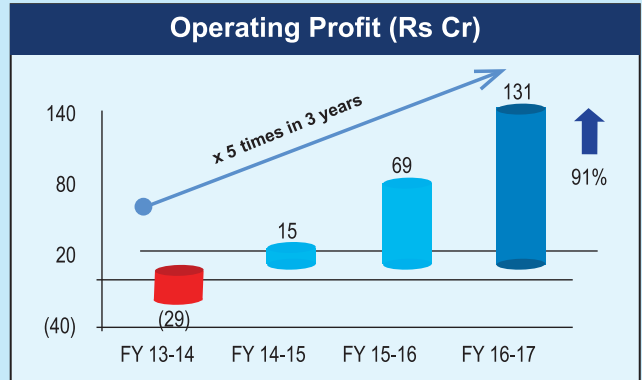
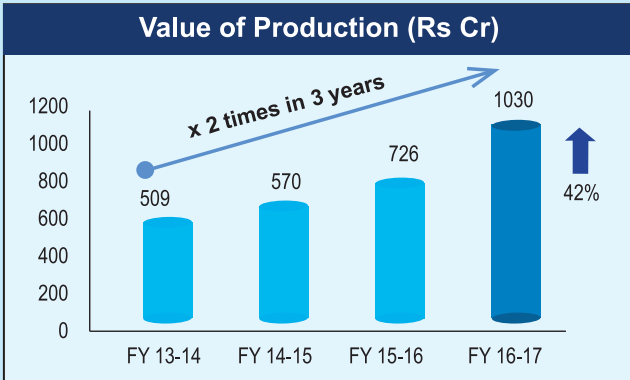


COMPARITIVE FINANCIAL PERFORMANCE FOR LAST FOUR YEARS



Performance Highlights – FY 16-17

Performance Parameter

- ❖ Highest ever **VOP** in history of GDL - ₹ 1030 Cr (42% YoY growth)
- ❖ Highest **PBT** in last 06 years - ₹ 177 Cr (Over 91% YoY growth)
- ❖ Highest **Value Added Per Employee** in history of GDL - ₹ 25 lacs.
- ❖ Highest ever **Exports** of ₹ 400 Crore – over 40% turnover from Exports.
- ❖ **Recovery of Old outstanding PD** (₹ 30 Cr) from M/s CCL, which was pending since 1995.
- ❖ **MoU rating** has moved up to 'Excellent' [from 'Good' (FY 11-12, 12-13, 13-14) and 'Very Good' (FY 14-15) in last 5 years].

Distinguishing Accomplishments

- ❖ **Gross tonnage** of 7800 Tonnes delivered in last financial year, highest in history of GDL.
- ❖ **Delivered** 01 CGOPV, 01 OPV to Sri Lanka, 01 FPV to Mauritius & 01 - 1000 Ton Fuel Barge to Indian Navy. **Delivery of 04 ships within 16 days** is rare accomplishment in Indian Shipbuilding Industry.
- ❖ **Nominated** for weapon intensive **Missile Frigate Project 1135.6**.
- ❖ **Reduced 'Build Period'** of OPVs from 67 months to 36 months.
- ❖ **Awarded 'Best Performing Shipyard-2016'** by MoD / Hon'ble RM on **30 May 17**
- ❖ **Awarded prestigious SCOPE Award** for 'Turnaround' for FY 14-15 on **11 Apr 2017**

Revolutionizing the Existing Technology :
Our Routine